


# Bosconian High-Score Saver

The install shown is for the Midway board set.


This kit saves the top 5 high scores and will keep the attract mode running even when the game has credits. The saved high-score table can be reset by following the on screen instructions when the game powered on in Test Mode.

Step 1:



Locate and remove the main CPU at location 4M.


Step 2:



Plug in the the CPU from the main board into the high-score board.

Note: the orientation of the CPU. Pin 1 goes to the top left of the high-score board.


Step 3:



Plug in the board into the CPU socket location 1N.



Step 4:



Fully installed kit.